

Extract from "The Saints and Sinners of Ashover" Compiled by C.E.L. 1924.

Page 23. "Monuments or Tablets now in the Church. In the body of the Church, North side:- 1. "To the memory of David Wall whose superior Performance on the Bassoon endeared him to an extensive musical acquaintance: His social life closed on the 4 of December 1796 in his 57 years"

A.

David Wall
his Book.

1775 David Wall
1775.

David Wall
his Book

1775

David Wall
1775

A Book of Tunes.

Joseph Hamison David Wall 1762.

Above your Mi twice Fa Sol La
And under Mi twice La Sol Fa
And then Comes Mi in t'other way

Joseph David.

Joseph Hamison David Wall 1762
Above your Mi twice Fa Sol La
And under mi twice La Sol Fa
And then Comes mi in rather way

Joseph David

Robert Wall Revell.

Ashover Nov 8th 1879.

Quite nice

Russian Dance

Triple Minor

A1. 1-4. 1st. man cast off outside the set to 3rd. Woman's place while 3rd. Wom: does the same to 1st. man's place.

5-8. 1st. woman & 3rd. man do the like.

A2. 1-4. Partners side.

5-8. 1st. Cu. lead through the top of set & cast into 2nd place (still improper progressive) (2nd Cu. move down...)

B1. 1-4. 3rd Cu. & 1st. man hands three once round while 2nd. Cu. & 1st. wom: do the like.

5-8. 3rd. Wom. 1st. W. & 2nd man } hands 3 once round
3rd man 1st. man & 2nd woman }

B2. 1-4. 3rd. woman & 2nd man turn with both hands. $\frac{1}{2}$ way
3rd. man & 2nd woman " " " " $\frac{1}{2}$ "
1st. couple " " " " once.

5-8. Partners turn - 1st & 3rd couples once & a half (proper) + 2nd couple once round.

Westminster Hall

Turn your partner with the right hand and cast off; then turn with the left hand and cast up against a couple over two (Cu. Lead up and cast off)

The Russian Dance

First man cast off and change places with the 3 Lady - the Lady does the same with the 2nd man - half right and left and bottom lead thro the Top and cast off - set 3 at top and bottom - set 3 side ways - swing corners - and swing your partner



3rd Wom:

(improper progressive)

1st wom:

and

Harper's trou honyways triple minor set

- A1. 1-4. Partners Turn 8 steps.
 5-8. 1st. Cu. cast off one place 8 steps.
- A2. 1-4. 1st. Cu. turn left hands once round.
 5-8. 1st. woman cast up & round. 2nd. woman; while 1st. man casts down round 3rd.
- B1. 1-4. 1st. man hands 3 at top with 2nd. Cu. while
 1st. woman " 3 " bottom " 3rd Cu.
 5-8. 1st. man hands 3 " bottom " 3rd Cu. while
 1st. woman " 3 " top " 2nd Cu.
- B2. 1-4. 1st. woman cast down round 3rd. woman while 1st. man cast up round 2nd man
 5-8. 1st & 2nd. couples circular key 4 changes. (facing partners first.)

The Fantocini :

- A1. 1-4. 1st. & 2nd. couples turn single + 1st. Cu. cast off one place while 2nd. Cu. moves into 1st. Cu's place.
 5-8. 1st. Cu. followed by 2nd. Cu. Moves into lead through 3rd. Cu. + cast to original places.
- A2. 1-4. 1st. Cu. lead down middle
 5-8. head back + cast below 2nd Cu. (progressive)
- B. 1-8. Circular key for 3 couples as in Old hole.

Harper's trou

Turn and cast off one Cu. turn with left hand of Lady cast up the
 Gent: down set 3 left and bottom. Lady cast down Gent up right left

The Fantocini

Turn cast off one Cu. lead thro 3 Cu. and up thru jaw place. Lead down
 middle up again cast off right and left

Major & Scherzky. Longways. Triple.

The Roman Tree.

Triple Minor.

1st cu. cast off into 2nd cu's place.
1st cu. hands 4 with 3rd cu.

A1. 1-4. 1st man cross over & stand betw.
1st & 2nd wom: - lead them out to side
& back again.

1-4. 1st cu. cast up.
5-8. 1st cu. hands 4, with 2nd cu.

5-8. 1st. wom. - do same on men's side.

1-4. 1st cu. lead down middle
5-8. 1st cu. "back + cast one place (prog.)

A2. 1-8. Promenade as in Running Set. or Brighton
Camp finishing with 2nd. Cu. at top.

1-2. Circular Hay 1st & 2nd Couples
4 changes.
7-8. Partners set.



B. 1. 1-4. 2nd. man & 3rd. wom: Set & turn single
5-8. 2nd. wom: & 3rd man. " " " "

Side Hill.

B2. 1-4. men lead out to side & back while
women do the same.



5-8. Partners' turn.

Major & Scherzky



Cast off one cu: mid hands seat bottom - cast off and hands 4 at top - lead
down two cu: cast up one - right and left - foot it to your partners.

The Roman Tree





First cu lead out sides with 2 Lady - same 2 man - promenade
the 2 and 3 cu follow you quite round - 1st cu: and turn lead
out sides



London. Triple Minor Set.

- A1. 1-4. Partners set & turn single.
 5-8. 1st & 2nd couples half circular key - 2 changes.
- A2. 1-8. As in A1 to places.
- B1. 1-4. 1st. man & 2nd. wom; cross over - then 1st. man & 3rd man cross over.
 5-8. 1st. woman cross over with 2nd man & then with 3rd woman.
- B2. 1-8. 1st. couple lead up to top & cast into 2nd couple's place.
- C1. 1-4. 1st. man hands 3 with 2nd cu. at top. while 1st. wom; hands 3 with 3rd. cu.
 5-8. 1st. wom; hands 3 with 2nd cu. while 1st. man hands 3 with 3rd cu. (finish paper)
- C2. 1-4. Hands 3 - men on their side - women on theirs. clockwise
 5-8. " " " " " " " " counter clockwise.
- D1. 1-4. Men lead out to left wall & back.
 5-8. Men cast round women.
- D2. 1-4. Women lead out to right wall & back
 5-8. Women cast round men.

and Dance The Polka



London



3rd cu.
 (finish paper)
 clockwise.

1st. man & 2nd. man cross over - then 1st. man & 3rd man cross over

The Spanish Dance.


A1. 1-4. Partners set and cross over.
5-8. All hat again.

A2. 1-4. 1st. cu. lead down 2 couples & lead up to top again.
5-8. 1st. cu. cast off into 2nd place - 2nd cu. moving up.

B1. 1-4. Allemande with right hand.
5-8. " " left "

B2. 1-4. 1st. cu. lead down - cast thro' 3rd cu. into 2nd place (improper)
5-8. 1st. cu. cross over - (woman: pass in front) as they cast up & round
3rd. cu. into 2nd couples place (proper)

The Polygon



Foot and change sides back again - lead down 2 couples up again
and cast off - Allemande with right hand & same with left - lead thro'
the bottom


X The Duchess of Hamilton's Rant.

Quite good.


Comp. 2/4

- A1. 1-4. 1st cu. cast off 2 couples. *Drop -*
 5-8. 1st cu. lead up through the top & cast into 2nd place. *Run.*
-
- A/B 1-4. 1st. + 3rd cu. hands 4 once round *3/4 steps, each way*
 5-8. 1st. + 2nd. cu. *N. box* circular hey 4 changes. *W. box* 4 steps. *each way*
 facing partners first. *(make figure 8)*
-
- B/A 1-4. 2nd man & 3rd woman set forward & turn single place
 5-8. 2nd woman + 3rd man do the same.
-
- B2 1-4. Lines lead out & back
 5-8. Partners turn.

The Scotch Stamble



The Duchess of Hamilton's Rant



First cu cast off two Cues. Lead up the Top and cast off
 Hands off round with the 3 Cues. Right hands and Left with
 the 2 Cues. Foot it at both ends.

The Black Boy.

Quite good.

- A1. 1-4. 1st. & 2nd. cu. rt. hds. across once round.
5-8. 1st. cu. cast down into 2nd. place. 2nd. cu. move up.
-
- A2. 1-4. 2nd & 1st. cu. lt. hds. across once round.
5-8. 1st. cu. cast up into original place - 2nd. cu. move down (inside)
-
- B1. 1-4. Partners cross over (rt. shoulder) & turn left. to face partner.
5-8. " turn both hands.
-
- B2. 1-4. } That again - passing left shoulder & turning right.
5-8. }
-
- C1. 1-8. Circular Hey - once round - running step.
-
- D1. 1-4. 1st. man & 2nd. woman set forward & turn single to places.
5-8. 1st. wom: & 2nd man do the same.
-
- D2. 1-2. 1st. & 2nd men lead out a double to side while 1st & 2nd wom: do same
3-4. lead back a double turning half way in line progressive.
5-8. Partners turn - both hands.

9

The Black Boy

for closing right hands round and cast off one cut & left hands
hold and tub again in Bobover and turn it right. D left & right

Bonnie Gate.

Triple Minor.


A.1. 1-4. 1st. & 2nd cu. set and cross over.
5-8. All that again to places.

A.2. 1-4. 1st. man & 2nd. wom: cross over
1st. wom: & 2nd. man " "
5-8. 1st. cu. lead thro' top & cast off.


B.1. 1-4. Right hands across w. 3rd. cu.
5-8. Left hands across w. 2nd. cu.

B.2. 1-4. Hands six once round.
5-8. 1st. & 2nd cu. circular key 3 changes
with next in line first.

A Gavot



Bonny Gate



1st and 2^d cu. set it and change sides if same back against's cross over 2^d cu.
Lead up to it top and cast off; Right hands across at bottom left hands across at top.
Hands six round; Right and Left with 2^d double time 8-8

One More Dance & Then.

Triple Minor.

A1. 1-4 1st. couple lead down 2 couples.

A2. 1-4 1st. couple lead up and cast into 2nd. Cu's place.


B1. 1-4 1st. & 2nd couples hands 4 once round.

B2. 1-4 1st. & 2nd couples circular key - 4 changes.

10th ad^o Zounds Make Room for Cuckolds



One More Dance and Then



Lead down between the 2nd and 3rd Cu. Lead up to
3rd Cu. take out off hands round right and left at Tipton